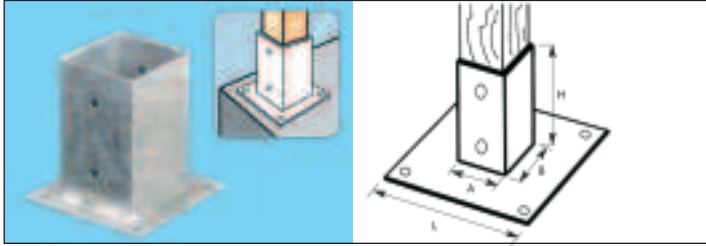


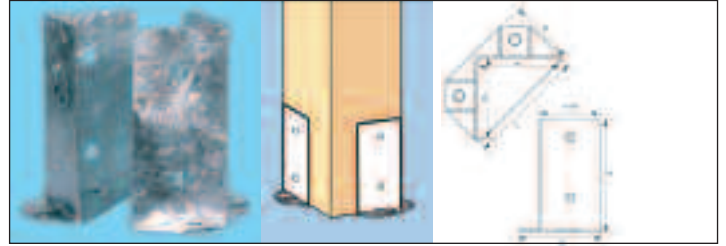


Staffa a bicchiere quadra porta pilastro:



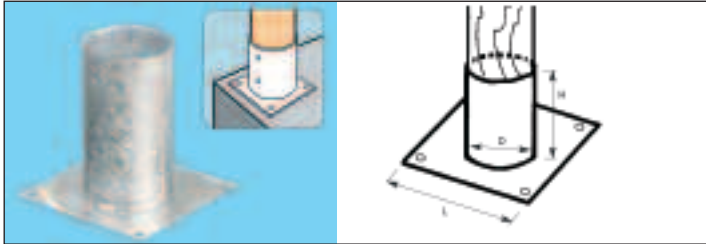
CODICE	MISURE A x B x H x L/mm	SPESSORE mm
0685 109 098	71x71x150x150	2,5
0685 109 100	91x91x150x150	2,5
0685 109 103	121x121x150x180	3,0

Staffa a bicchiere universale:



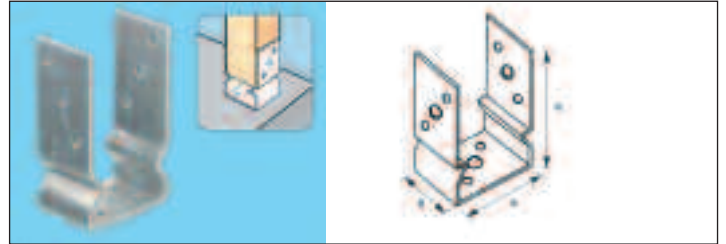
CODICE	MISURE A x B x H x L x G	SPESSORE mm
0685 109 200	80x80x150x115x65	2,0

Staffa a bicchiere tonda porta pilastro:



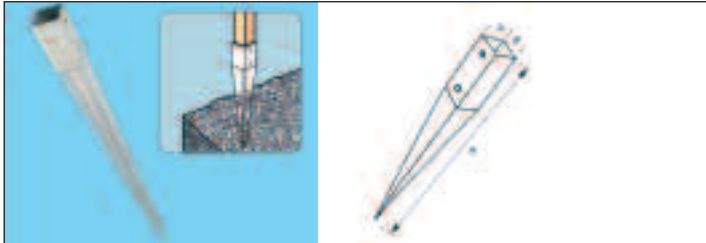
CODICE	MISURE Diam. x H x L/mm	SPESSORE mm
0685 109 110	diam. 80x150x150	2,5
0685 109 111	diam. 100x150x150	2,5
0685 109 113	diam. 120x150x180	3,0

Staffa a U porta pilastro:



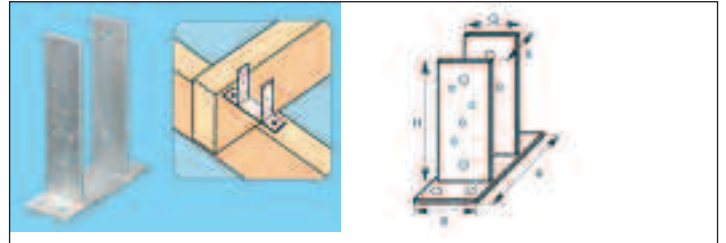
CODICE	MISURE A x B x H x L/mm	SPESSORE mm
0685 109 309	71x60x150	4,0 base - 0,6 braccia
0685 109 311	91x60x150	4,0 base - 0,6 braccia
0685 109 313	121x60x150	4,0 base - 0,6 braccia

Staffa a punta quadra porta pilastro:



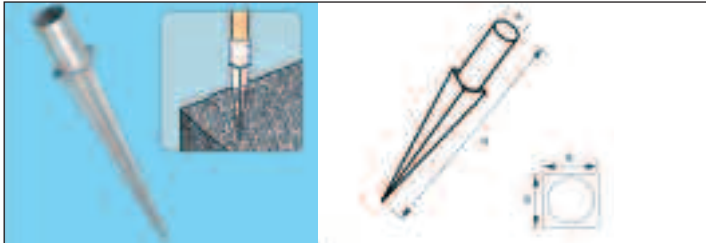
CODICE	MISURE/mm A x B x H	SPESSORE mm
0685 109 334	71x71x750	2,5
0685 109 335	91x91x750	2,5
0685 109 333	121x121x750	2,5

Staffa a U porta pilastro:



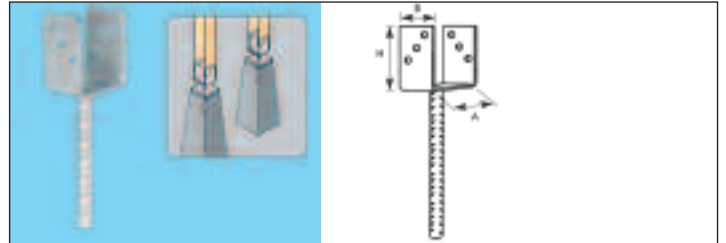
CODICE	MISURE A x B x H x L/mm	SPESSORE mm
0685 109 360	161x60x200x50x71	6,0 base - 5,0 braccia
0685 109 362	171x60x200x50x91	6,0 base - 5,0 braccia
0685 109 364	201x60x200x50x121	6,0 base - 5,0 braccia

Staffa a punta tonda porta pilastro:



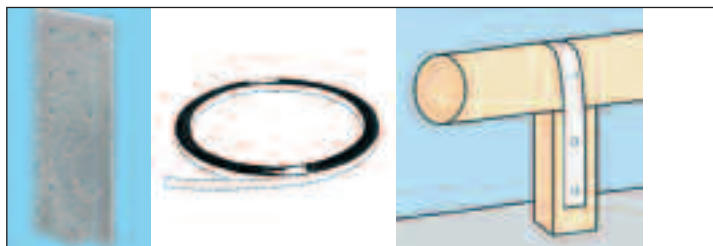
CODICE	MISURE/mm Diam. A x H	SPESSORE mm
0685 109 345	diam. 80x750	2,5
0685 109 347	diam. 100x750	2,5
0685 109 348	diam. 120x750	2,5

Supporto per travi da cementare:



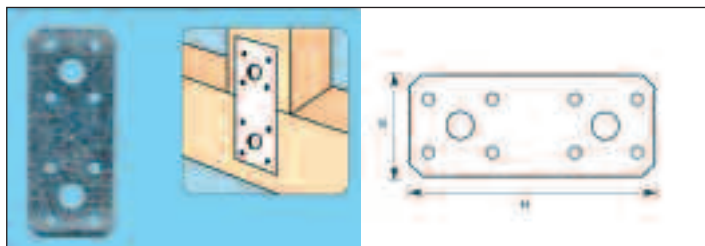
CODICE	MISURE A x B x H x L/mm	SPESSORE mm
0685 109 321	71x104x60	6,0 base - 5,0 braccia
0685 109 323	91x104x60	6,0 base - 5,0 braccia
0685 109 325	121x104x60	6,0 base - 5,0 braccia

Nastro forato:



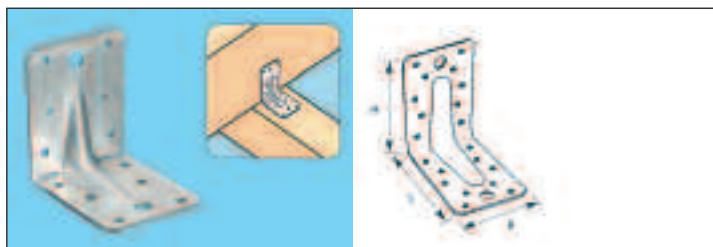
CODICE	MISURE mm	SPESSORE mm
0685 109 351	40x50000	2,0

Piastra perforata:



CODICE	MISURE B x H mm	SPESSORE mm
0685 109 231	40x100	3

Angolare forato con nervatura:



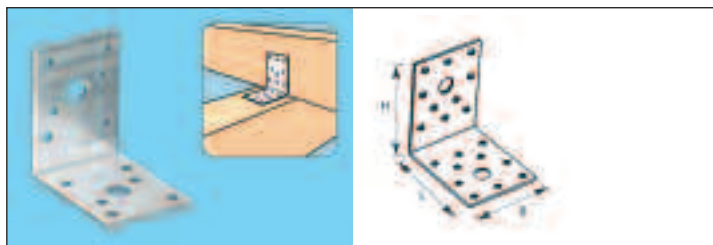
CODICE	MISURE /mm L x H x B	SPESSORE mm
0685 110 291	70x70x55	2,0

Squadrette di assemblaggio:




CODICE	MISURE B x H mm	SPESSORE mm
0683 274 300	48x48x40	2,5

Angolare forato:



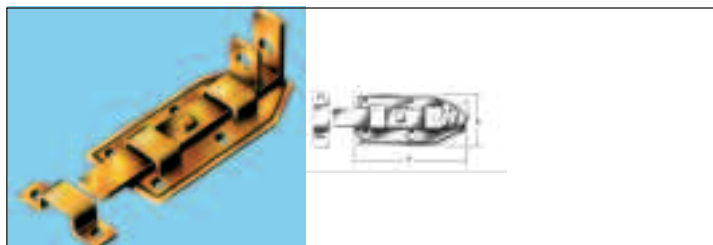
CODICE	MISURE B x H mm	SPESSORE mm
0685 109 282	60x60x45	2,5

Bandella per cancello:



CODICE	A x B/mm
0685 131 151	500x40
0685 131 153	700x40

Chiusura a lucchetto per cancello:



CODICE	Lunghezza mm
0685 130 191 piccola	100
0685 130 193 piccola	140

Perno per cancello:



CODICE	SPESSORE mm
0685 131 023	4,5






Collare per altalena:




CODICE	MISURE Diam. / mm
0685 109 902	100
0685 109 903	120

Moschettone per altalena:



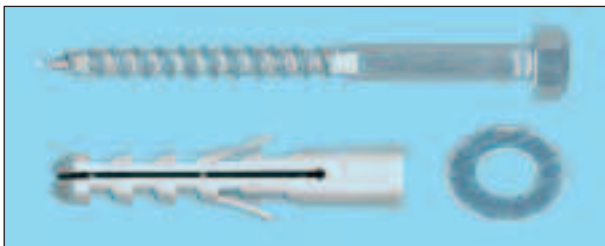
CODICE	Lunghezza barra filettata/mm
0685 109 906	140

Tasselli in nylon prolungati:



CODICE	Diam. e lunghezza/mm
0907 106 50	6x50
0907 108 60	8x60

Tasselli in nylon prolungati con vite T esagonale:




CODICE	Diam. e lunghezza/mm
0907 192 770	7x70

Tasselli da cemento:



CODICE	Diam. e lunghezza/mm
904 080 75	8x75
904 675 060	Multi Monti 7,5x60
904 610 060	Multi Monti 10x60

Tasselli chimici:



CODICE	DESCRIZIONE
0903 400 189 01	Anc. chim. "Profix Evo" 300 ml
0903 420 001 01	Miscelatore p. anc. chimico 300/380 ml
0903 44 160 01	Buss. a rete p. ancor. chimico 15x85
0903 45 10 01	Barra fil. p./ancor. chimico M10x100

Vite da legno doufix:




CODICE	Diam. e lunghezza/mm	N° pz. x conf.
160 430	4x30	500
160 440	4x40	500
160 340	3x40	500
160 460	4x60	250
160 470	4x70	200
160 580	5x80	100
160 590	5x90	100
160 6100	6x100	100
160 6120	6x120	100
160 6140	6x140	100
160 6160	6x160	100
160 6180	6x180	100
160 6200	6x200	100
160 8180	8x180	50
160 8200	8x200	50
160 8220	8x220	50
160 8240	8x240	50
160 8260	8x260	50
160 8280	8x280	50
160 8300	8x300	50
160 10260	10x260	50
160 10280	10x280	50
160 10300	10x300	50
160 10320	10x320	50
160 10340	10x340	50
160 10360	10x360	50
160 10380	10x380	50
160 10400	10x400	50

Bulloni testa tonda con rondella e dado:




CODICE	Diam. e lunghezza/mm	N° pz. x conf.
223 10 180	10x180	50
223 10 200	10x200	40
223 10 220	10x220	40
223 10 240	10x240	40
223 12 200	12x200	25
223 12 220	12x220	20
223 12 250	12x250	20




Borchia quadra per pali

Tirafondi testa esagonale:



CODICE	Diam. e lunghezza/mm
192 630	6x30
192 650	6x50
192 840	8x40



Borchia quadra con sfera per pali

Chiodi da carpenteria:



CODICE	Diam. e lunghezza/mm	N° pz. x conf.
16 60	16x60	5 kg
18 80	18x80	5 kg
19 90	19x90	5 kg
20 100	20x100	5 kg
20 120	20x120	5 kg
20 150	20x150	5 kg
20 180	20x180	5 kg
20 200	20x200	5 kg
20 220	20x220	5 kg
20 250	20x250	5 kg
20 300	20x300	5 kg
479 120 20 testa larga	20 mm	160

PRODOTTI IN LEGNO PER ESTERNO
MAGAZZINO E VENDITA

Via Monteu Roero, 37 - 12043 Canale (CN)

Tel. 0173.979189 - Fax 0173.959919

E-mail: boddagiardino@tiscali.it

Direttore delle vendite: Dott. Arch. Katia Rava Tel:


349.8307713

Vite per lastre fibrocemento:



CODICE	Diam. e lunghezza/mm	N° pz. x conf.
192 6120	6x120	500

Punte da legno



CODICE	Diam. e lunghezza/mm
650 910	10x245
650 912	12x245

